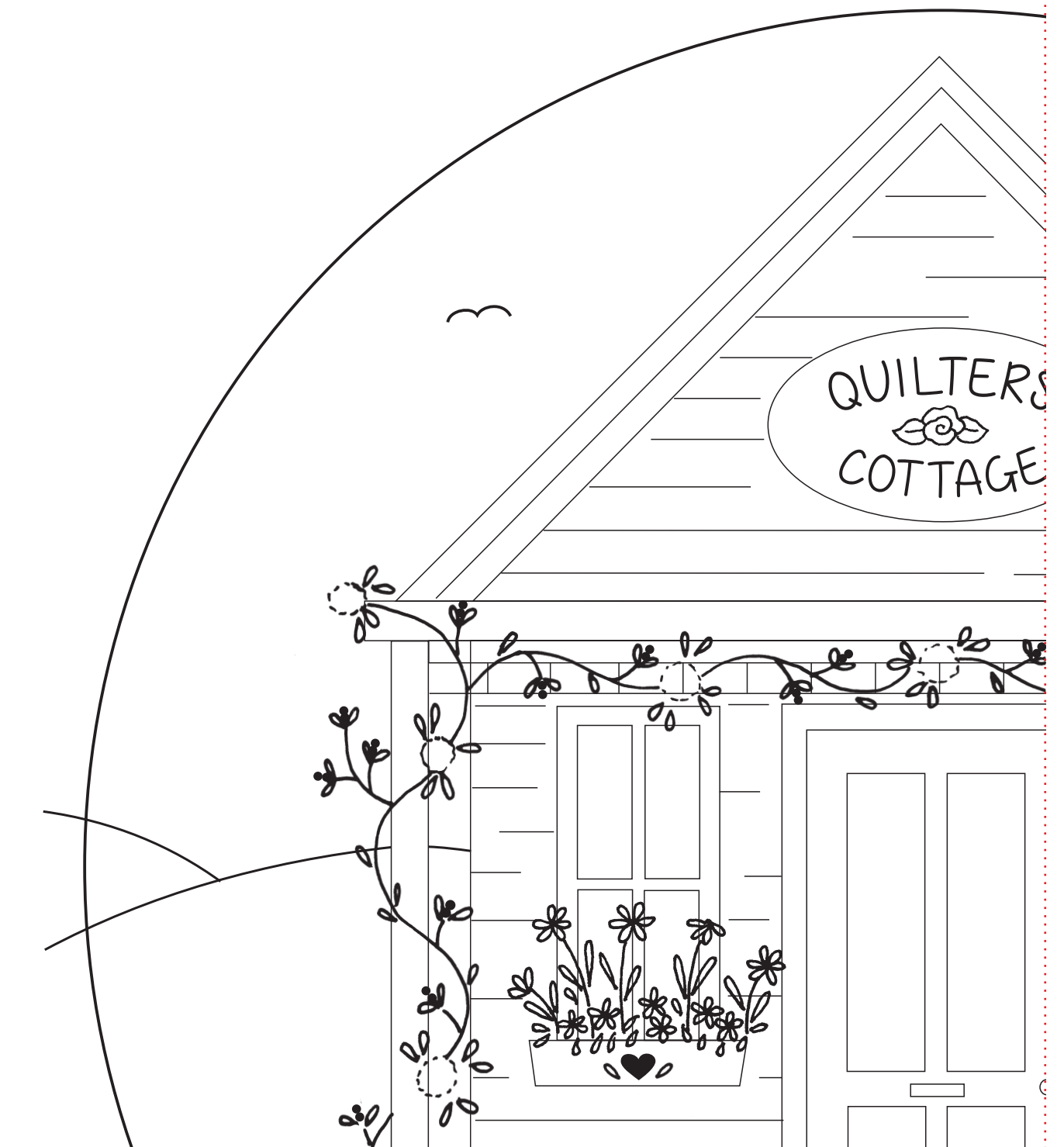


Print your chosen design/templates from the *Homespun* website. Before printing, check the Print dialog box – it is important that in the field next to the words “Page Scaling” you have selected “None” to ensure your design/templates print out at 100%.

“QUILTER’S COTTAGE”

Appliqué Placement pattern

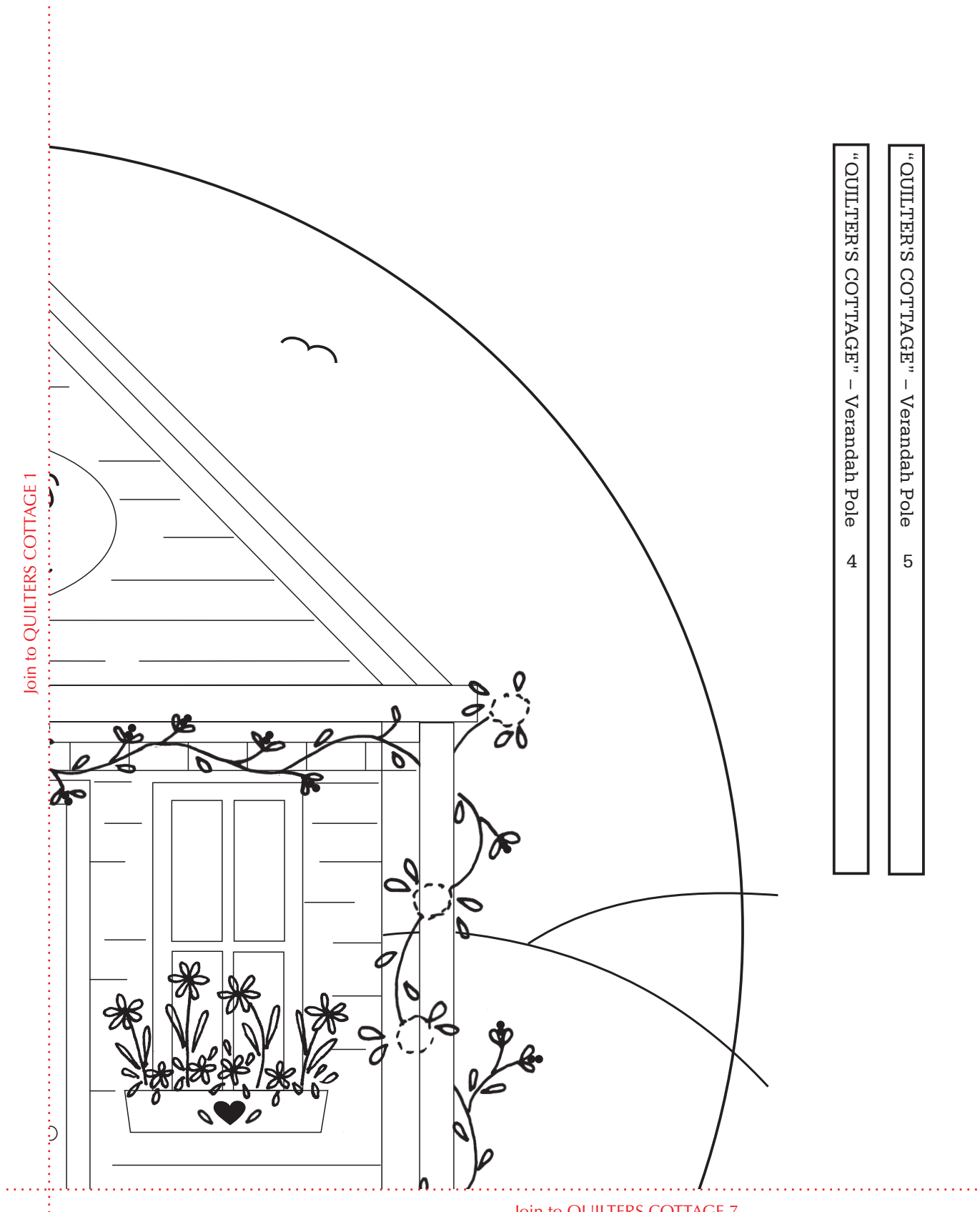


Join to **QUILTERS COTTAGE 2**

Join to **QUILTERS COTTAGE 8**

Print your chosen design/templates from the *Homespun* website. Before printing, check the Print dialog box – it is important that in the field next to the words “Page Scaling” you have selected “None” to ensure your design/templates print out at 100%.


“QUILTERS COTTAGE” – Verandah Pole	5
“QUILTERS COTTAGE” – Verandah Pole	4



Join to QUILTERS COTTAGE 1

Join to QUILTERS COTTAGE 7

Print your chosen design/templates from the *Homespun* website. Before printing, check the Print dialog box – it is important that in the field next to the words “Page Scaling” you have selected “None” to ensure your design/templates print out at 100%.




“QUILTER’S COTTAGE”
Building
2

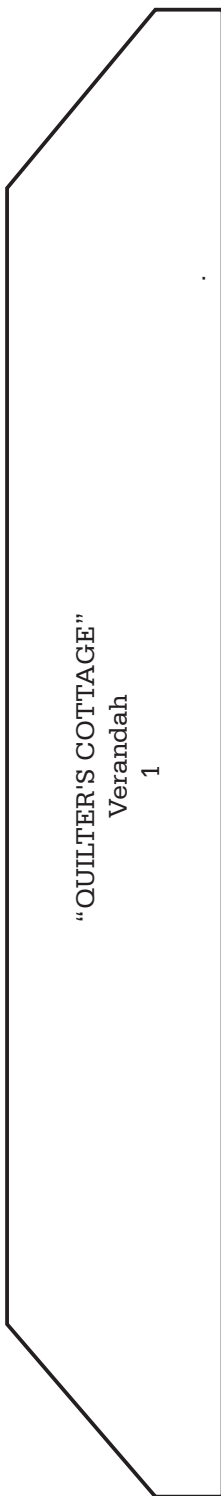
Join to **QUILTERS COTTAGE 4**

Print your chosen design/templates from the *Homespun* website. Before printing, check the Print dialog box – it is important that in the field next to the words “Page Scaling” you have selected “None” to ensure your design/templates print out at 100%.

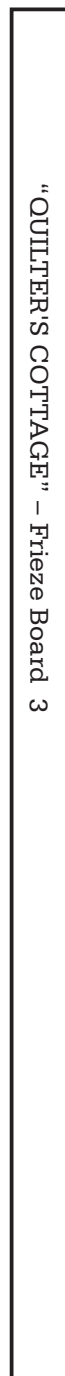
Join to QUILTERS COTTAGE 3



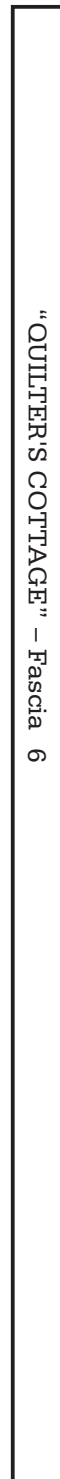
“QUILTER'S COTTAGE”
Verandah
1



“QUILTER'S COTTAGE” – Frieze Board 3



“QUILTER'S COTTAGE” – Fascia 6

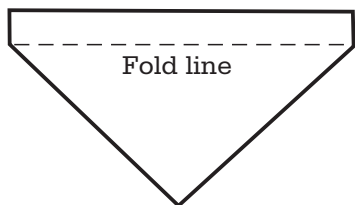


Print your chosen design/templates from the *Homespun* website. Before printing, check the Print dialog box – it is important that in the field next to the words “Page Scaling” you have selected “None” to ensure your design/templates print out at 100%.

Join to **QUILTERS COTTAGE 6**



“QUILTER'S COTTAGE”
Tablecloth



“QUILTER'S COTTAGE”
Heart



Print your chosen design/templates from the *Homespun* website. Before printing, check the Print dialog box – it is important that in the field next to the words “Page Scaling” you have selected “None” to ensure your design/templates print out at 100%.


"QUILTER'S COTTAGE"

Border 3 stitchery design



Join to **QUILTERS COTTAGE 7**

Join to **QUILTERS COTTAGE 5**




Print your chosen design/templates from the *Homespun* website. Before printing, check the Print dialog box – it is important that in the field next to the words “Page Scaling” you have selected “None” to ensure your design/templates print out at 100%.

Join to **QUILTERS COTTAGE 2**

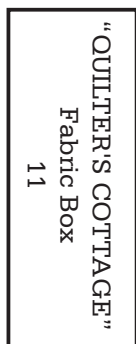


Join to **QUILTERS COTTAGE 8**

Join to **QUILTERS COTTAGE 6**



"QUILTER'S COTTAGE"
Fabric Bolts



"QUILTER'S COTTAGE"
Fabric Box

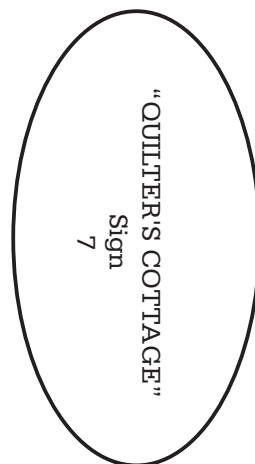
11



"QUILTER'S COTTAGE"
Window Boxes

8

9



"QUILTER'S COTTAGE"
Sign

7

Print your chosen design/templates from the *Homespun* website. Before printing, check the Print dialog box – it is important that in the field next to the words “Page Scaling” you have selected “None” to ensure your design/templates print out at 100%.

Join to **QUILTERS COTTAGE 1**



Join to **QUILTERS COTTAGE 7**