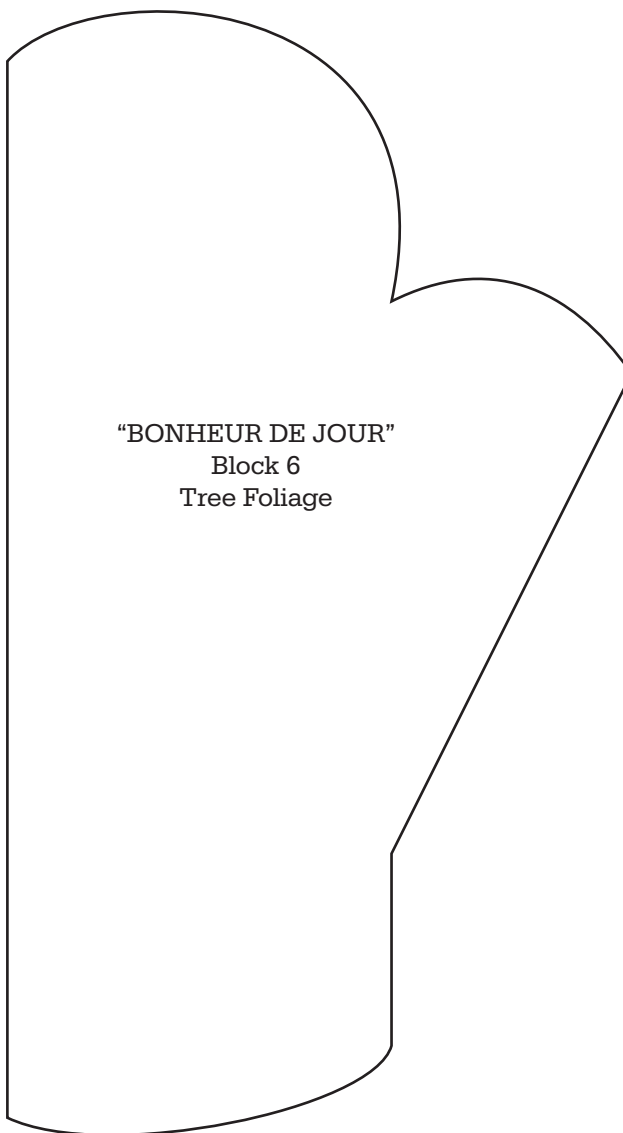
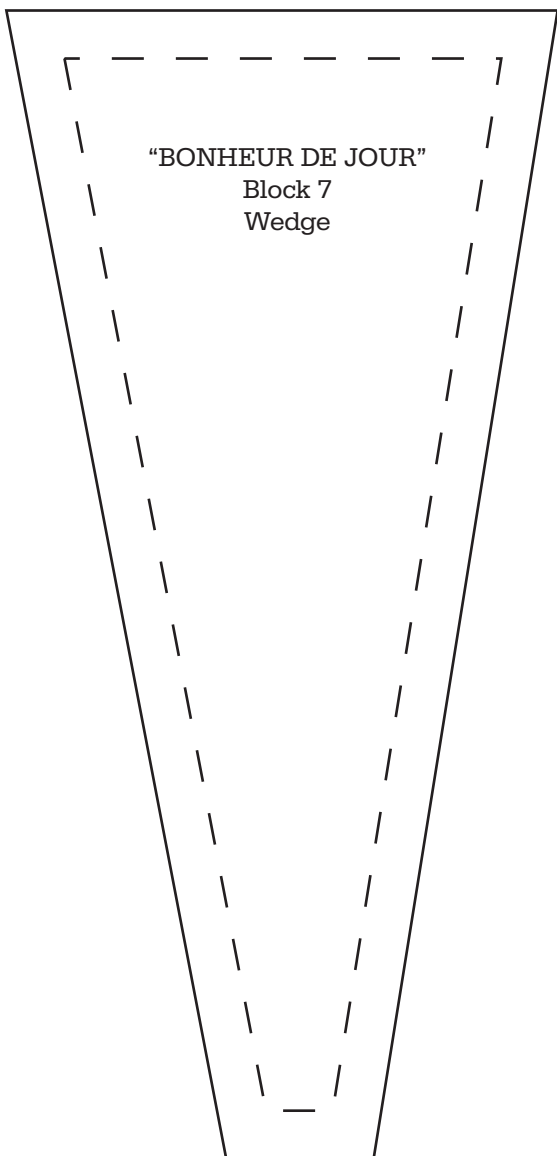



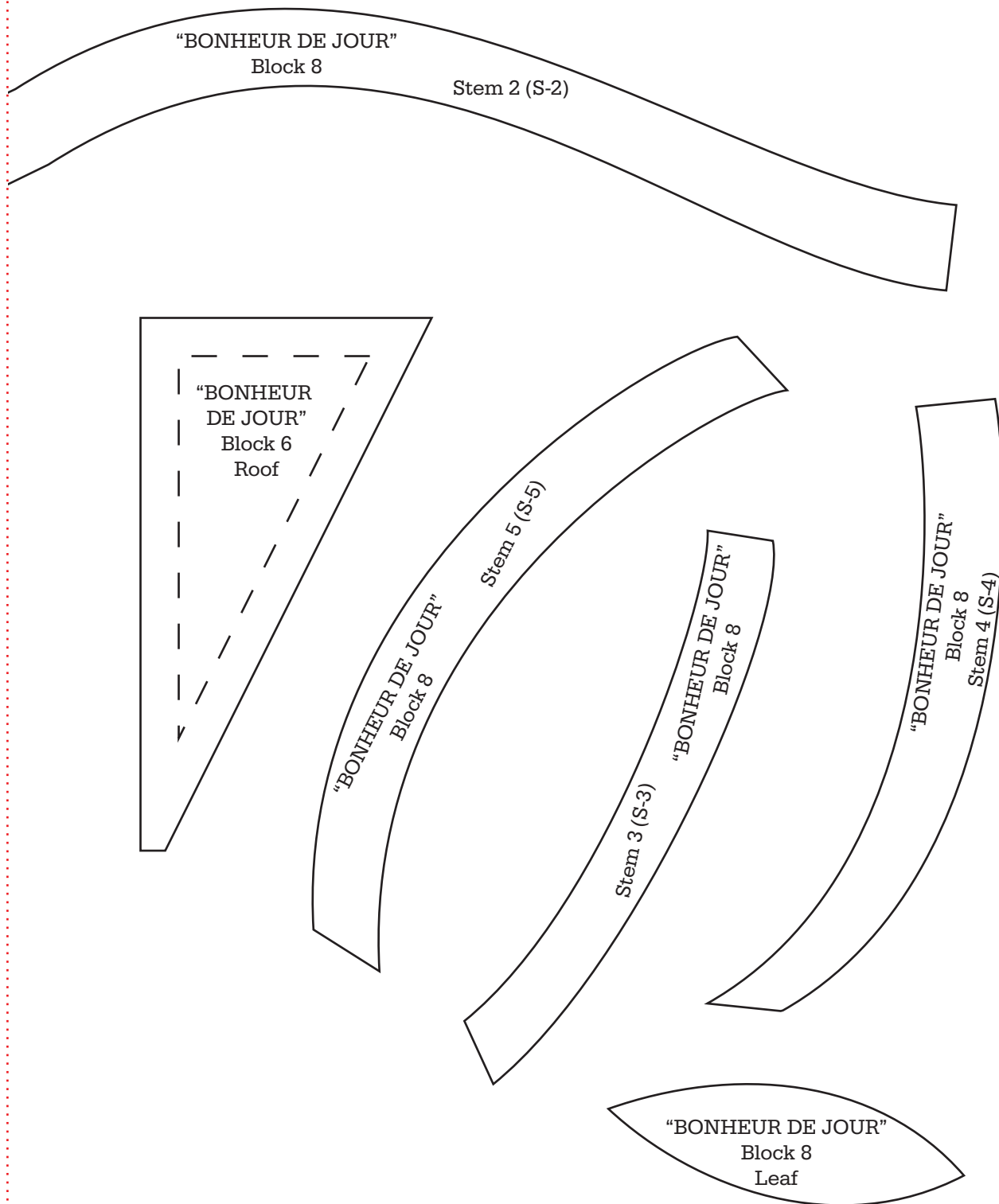
Print your chosen design/templates from the *Homespun* website. Before printing, check the Print dialog box – it is important that in the field next to the words “Page Scaling” you have selected “None” to ensure your design/templates print out at 100%.




Join to BONHEUR DE JOUR 2

Print your chosen design/templates from the *Homespun* website. Before printing, check the Print dialog box – it is important that in the field next to the words “Page Scaling” you have selected “None” to ensure your design/templates print out at 100%.

Join to BONHEUR DE JOUR 1



Print your chosen design/templates from the *Homespun* website. Before printing, check the Print dialog box – it is important that in the field next to the words “Page Scaling” you have selected “None” to ensure your design/templates print out at 100%.



Join to BONHEUR DE JOUR 4

Join to BONHEUR DE JOUR 6

Print your chosen design/templates from the *Homespun* website. Before printing, check the Print dialog box – it is important that in the field next to the words “Page Scaling” you have selected “None” to ensure your design/templates print out at 100%.

your heart in your hands
Homespun

Copyright Universal Magazines

Homespun Vol.23 No.5 Issue 210

BONHEUR DE JOUR

4

Join to BONHEUR DE JOUR 3

“BONHEUR DE JOUR”

Block 7

Large Circle

Join to BONHEUR DE JOUR 5

Print your chosen design/templates from the *Homespun* website. Before printing, check the Print dialog box – it is important that in the field next to the words “Page Scaling” you have selected “None” to ensure your design/templates print out at 100%.

Join to BONHEUR DE JOUR 4

Join to BONHEUR DE JOUR 6

“BONHEUR DE JOUR”
Block 8
Beak



“BONHEUR DE JOUR”
Block 6
Sun

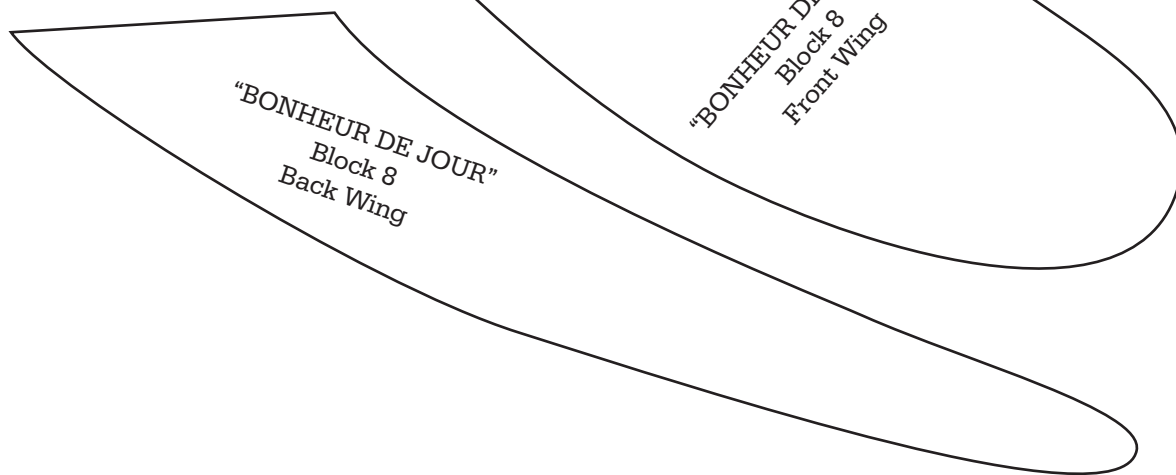
“BONHEUR DE JOUR”
Block 7
Centre Circle

Print your chosen design/templates from the *Homespun* website. Before printing, check the Print dialog box – it is important that in the field next to the words “Page Scaling” you have selected “None” to ensure your design/templates print out at 100%.

Join to BONHEUR DE JOUR 3

Join to BONHEUR DE JOUR 7

Join to BONHEUR DE JOUR 5



Print your chosen design/templates from the *Homespun* website. Before printing, check the Print dialog box – it is important that in the field next to the words “Page Scaling” you have selected “None” to ensure your design/templates print out at 100%.

“BONHEUR DE JOUR”
Bird’s Legs



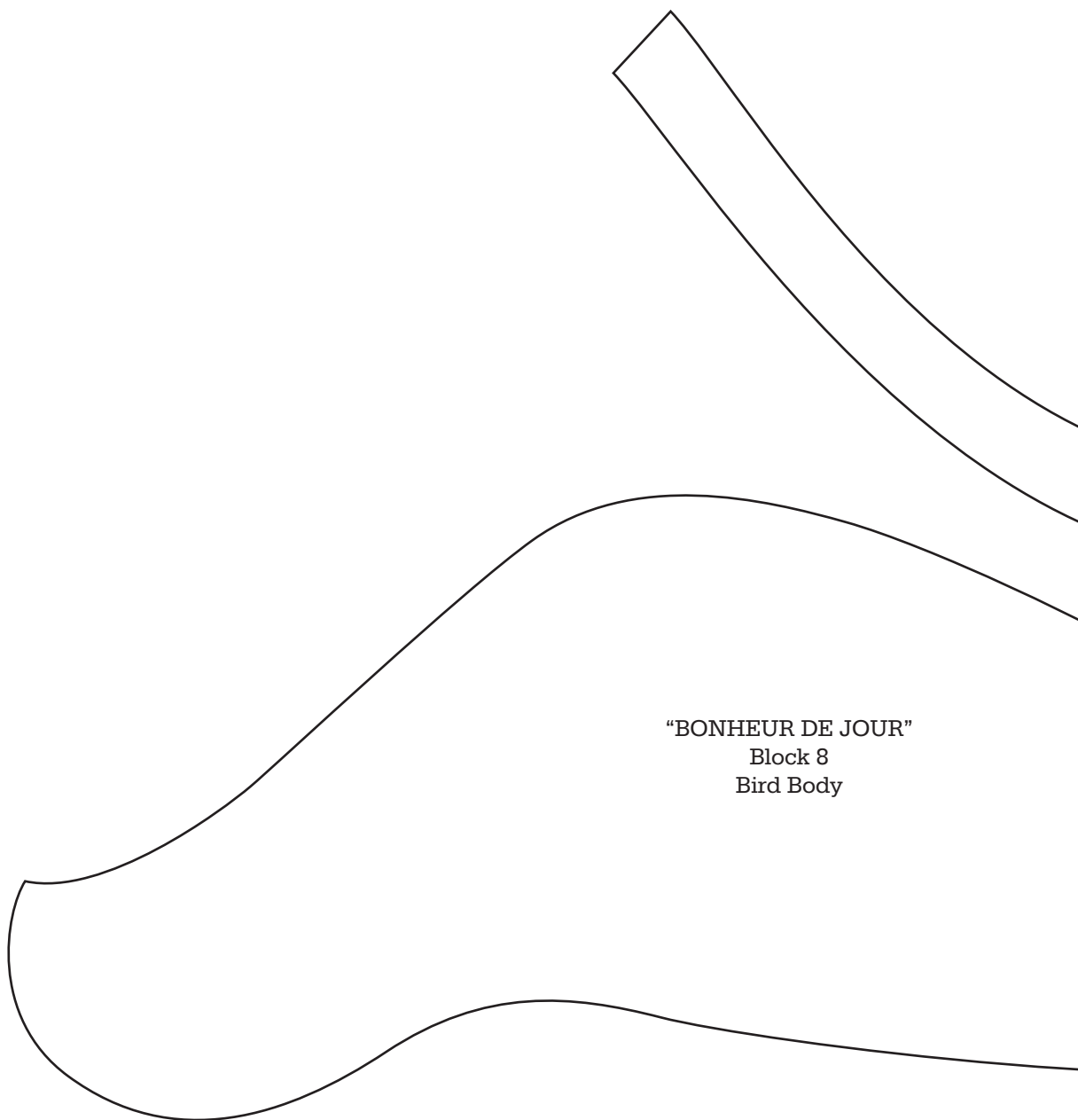
Stem 1 (S-1)

“BONHEUR DE JOUR”
Block 8

Join to BONHEUR DE JOUR 8

Join to BONHEUR DE JOUR 6

Print your chosen design/templates from the *Homespun* website. Before printing, check the Print dialog box – it is important that in the field next to the words “Page Scaling” you have selected “None” to ensure your design/templates print out at 100%.



Join to BONHEUR DE JOUR 7

“BONHEUR DE JOUR”
Block 8
Bird Body