



Print your chosen design/templates from the *Homespun* website. Before printing, check the Print dialog box – it is important that in the field next to the words “Page Scaling” you have selected “None” to ensure your design/templates print out at 100%.

“A LETTER TO MY DAUGHTER”
Stitchery Panel




“A LETTER TO MY DAUGHTER”
Appliqué and Stitchery



Join to A LETTER TO MY DAUGHTER 2

Print your chosen design/templates from the *Homespun* website. Before printing, check the Print dialog box – it is important that in the field next to the words “Page Scaling” you have selected “None” to ensure your design/templates print out at 100%.


zzz sleep zzz
in late
SOMETIME



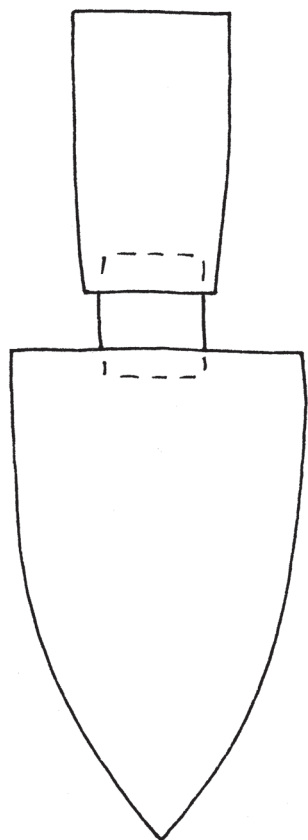
“A LETTER TO
MY DAUGHTER”
Hexagon

“A LETTER TO MY DAUGHTER”
Oval Template


Join to A LETTER TO MY DAUGHTER 1



Print your chosen design/templates from the *Homespun* website. Before printing, check the Print dialog box – it is important that in the field next to the words “Page Scaling” you have selected “None” to ensure your design/templates print out at 100%.



Grow something
from a seed



Join to A LETTER TO MY DAUGHTER 4

Print your chosen design/templates from the *Homespun* website. Before printing, check the Print dialog box – it is important that in the field next to the words “Page Scaling” you have selected “None” to ensure your design/templates print out at 100%.

Join to A LETTER TO MY DAUGHTER 3

