


Print your chosen design/templates from the *Homespun* website. Before printing, check the Print dialog box – it is important that in the field next to the words “Page Scaling” you have selected “None” to ensure your design/templates print out at 100%.



Join to SET SAIL 2


Print your chosen design/templates from the *Homespun* website. Before printing, check the Print dialog box – it is important that in the field next to the words “Page Scaling” you have selected “None” to ensure your design/templates print out at 100%.

Join to SET SAIL 1


“SET SAIL”
Boat

Join to SET SAIL 3

Print your chosen design/templates from the *Homespun* website. Before printing, check the Print dialog box – it is important that in the field next to the words “Page Scaling” you have selected “None” to ensure your design/templates print out at 100%.




Print your chosen design/templates from the *Homespun* website. Before printing, check the Print dialog box – it is important that in the field next to the words “Page Scaling” you have selected “None” to ensure your design/templates print out at 100%.



Print your chosen design/templates from the *Homespun* website. Before printing, check the Print dialog box – it is important that in the field next to the words “Page Scaling” you have selected “None” to ensure your design/templates print out at 100%.

Join to SET SAIL 6

Join to SET SAIL 4



Print your chosen design/templates from the *Homespun* website. Before printing, check the Print dialog box – it is important that in the field next to the words “Page Scaling” you have selected “None” to ensure your design/templates print out at 100%.

